







Hello NJIT math student. The homework assessment program MyMathLab will be used for courses MA 098, 106, 110A, 111, and 112.

**MyMathLab** is an interactive website where you can:

- Self-test to improve your math skills.
- Study more efficiently. Create personalized study plans with exercises that match your book.
- Get help when you need it. Includes multimedia learning aids like videos and animations.
- Talk to a live tutor via a toll free number.

## What do I need to get started?


You will need the following materials to register for your online course materials:

<input checked="" type="checkbox"/>	<b>A Valid Email Address</b>	<i>Don't have it yet?</i> Contact your school's technology center or set up a free account on a web site that offers this service (for example, through Hotmail or Yahoo).
<input checked="" type="checkbox"/>	<b>Course ID</b> (CourseCompass students only)	<i>Don't have it yet?</i> Contact your instructor to get it. The Course ID is unique for each course.
<input checked="" type="checkbox"/>	<b>Student Access Code</b> 	<i>Don't have it yet?</i> If your new textbook was not bundled with a Student Access Code, you need to: <ul style="list-style-type: none"> <li>• Go to your campus bookstore to buy the standalone Student Access Kit (kit contains access code card and instructions) for your textbook  <b>OR</b></li> <li>• <a href="#">Purchase online access</a> now using a credit card.   </li> </ul>

## What steps do I take next?

Take the access card that was packaged with the text and follow these steps:

- 1) Go to [www.coursecompass.com](http://www.coursecompass.com) and click the Register button for Students.
- 2) Enter your six-word student access code, school zip code and country. – **zip code 07102**
- 3) Enter the **Course ID** \_\_\_\_\_ given to you by your instructor.
- 4) Fill in the requested information, creating your unique Login Name and Password. It's recommended that you use your email address as your login name.
- 5) Return to [www.coursecompass.com](http://www.coursecompass.com) and log in. At the Welcome page, click on the course listed under *courses you are taking*.
- 6) The first time you enter the site from your computer **and** anytime you use a new computer, click on the **Installation Wizard**. This wizard walks you through installing the software you need to use the MyMathLab resources. Note: the software may already be installed in the school lab; check with your lab administrator or professor.
- 7) **Technical problems? Call Tech Support at 800-677-6337, Monday to Friday 8am – 8pm CST and Sunday 5pm – 12pm EST. Additional help can be found inside MyMathLab.com under the tab SUPPORT**

 Don't forget, MyMathLab includes access to the AW Tutor Center!  
 Call Toll free 888-777-0463, Sunday to Thursday 4pm – 11pm CST.